

TL-5102TP 04-28-20

Tested and approved to IEC 60601-1-2  
General Medical Devices

CE

Anti-Wandering Solutions  
Quieter Fall Prevention™

SMART

PAGER

Call Button  
Push for Help

Call Button  
Push for Help

• Complete One to One System

• Adjustable Alert Tone

## Caregiver Pager With Call Buttons

### Installation and Use Instructions

## TL-5102TP Caregiver Pager With Call Buttons

**IMPORTANT INFORMATION:** Cordless and Wireless Systems rely on wireless technology which is subject to physical and environmental considerations. Please be aware that the transmitter will not be 100% accurate if it is out of range at any time. It is the end-user's responsibility to make sure that the product is used correctly and within range of each other. Cordless and wireless systems and devices are intended as an adjunct to good caregiving practices and are not a substitute for proper staffing and patient management practices. We recommend that all caregivers receive periodic training in the operation of these systems and that the devices are tested daily. It is important to read and follow the directions.

### Read the instructions and Legal Disclaimer.

The Smart Caregiver Corporation devices are designed to be installed by the end user. As such, it is the entire responsibility of the buyer to insure that the system is properly installed and tested. Further, the system is not designed to replace good caregiving practices including, but not limited to:

- A.) Direct patient supervision
- B.) Adequate training for staff personnel for fall prevention and elopement
- C.) Testing of the system before each use

**WARNING:** The manufacturer does not claim that this device will stop elopement and/or stop falls. This device is designed to augment caregivers' comprehensive resident mobility management program. Failure to comply with the warning may result in injury or death. This device is not suitable for all individuals. Other devices may be required. This device is not a substitute for visual monitoring by a caregiver.

Where permissible, it is the seller's intent to limit any liability for special, consequential or incidental economic damages to refund of the purchase price or replacement of the goods. Seller disclaims any liability for compensatory or other damages arising out of the use of the goods.

**Limited Warranty:** Seller warrants that the goods sold will be free from defects of workmanship and manufacturing, for a warranty period from the date of sale. Other than this limited warranty, seller makes no express or implied warranties. Except for this limited warranty. No express or implied warranties are given and no affirmation of seller, by words or action will constitute a warranty. The goods being purchased are being sold on a "with all faults" basis. The entire risk as to the quality and performance of the goods is with the buyer. Should the goods prove defective following their purchase, the buyer, and not the manufacturer, distributor or retailer, assumes the entire cost of all necessary installation, servicing or repairs.

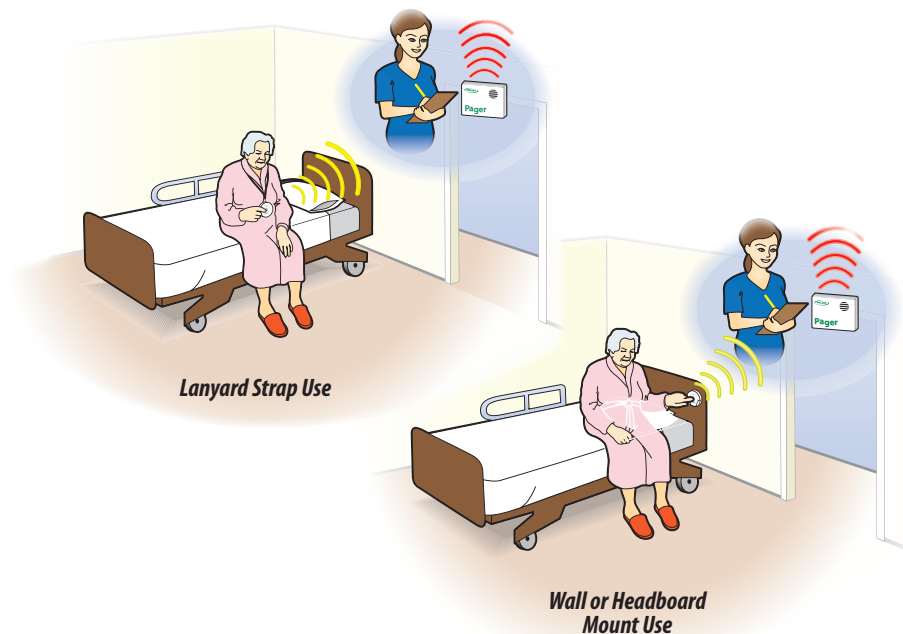


SMART CAREGIVER CORPORATION

1229 North McDowell Blvd., Petaluma, CA. 94954 | Tel: 800-650-3637

sales@smartcaregiver.com | www.smartcaregiver.com

## TL-5102TP Caregiver Pager With Call Buttons For The Elderly



### About The Caregiver Pager With Call Buttons:

This simple system comes complete with two Nurse Call Buttons and one Caregiver Pager. This Two Pendant Paging System alerts the caregiver of the resident's needs when the resident presses one of the Nurse Call Buttons, as long as they are within a range of up to 150-300 feet of each other depending on the environment. The Caregiver Pager has an audible and visual alert and is small enough to be carried in the pocket or clipped to a belt. The call buttons may be mounted on a headboard or wall or worn as a pendant by the resident.

The TL-5102TP Caregiver Paging System can also be configured for use with Chair Pressure Pad Fall Monitors, Bed Pressure Pad Fall Monitors, Seat Belt Fall Monitors and Floor Mat Fall Monitors. This system comes with a 90 Day Warranty.

### TL-5102TP CONTENTS:

- 1 Caregiver Pager (batteries included)
- 2 Call Buttons (batteries included)
- 2 Call Button mounting brackets
- 2 Lanyard Straps
- 2 Double Stick Tape Strips

**Need Set-up Help? (800) 650-3637**

# Quick Start Instructions

Need Set-up Help? (800) 650-3637

TL-5102TP

## 1 Install Batteries into the Pager


Insert two new, AA batteries into the pager.



## 2 Install Batteries into the Call Buttons

Insert a new A23-12V battery into each of the call buttons.

Gently pry each call button open with a flathead screwdriver on the bottom of the button to access the battery compartment.



## 3 Select the Pager Alert Tone

Slide the switch on the side of the pager to select a chime tone or a alarm tone alert.



## 4 Test the System

Press the call button to test



The pager will sound the alert tone when either of the call buttons are pressed.

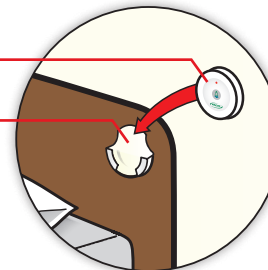


**NOTE: THE END USER IS RESPONSIBLE FOR TESTING THE SYSTEM AT ITS FURTHEST RANGE OF USE.**

## 5 Wall Mount Use with Mounting Brackets

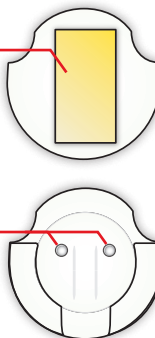
Call Button

Call Button Mounting Bracket



Double Stick Tape (Back of Bracket)

Screw Guides



### A. Wall Mount with Double Stick Tape

The mounting brackets may be affixed to most smooth, clean surfaces with the included double stick tape.

### B. Wall Mount with Screws (not included)

The mounting bracket may be more securely mounted to walls or headboards with screws. Use the recessed guides for screw placement on the bracket

## 6 Lanyard Strap Use

Lace the lanyard strap through the top of call button

Top view of Call Button



Wrap the loop around the green cord and pull tight



The call button should hang from the strap

